

Road Safety Casualty Report 2009



Message from the Cabinet Member for Transport Implementation

Road accidents place a high cost on our communities. Many of us will know family or friends who have suffered significant (and sadly in some cases, devastating) personal loss, and everyone will be aware of lesser costs - such as delays following even comparatively minor incidents - which are a source of considerable inconvenience. Additionally, fear of accidents all too often detracts from the quality of life and can be a barrier to our freedom of choice, perhaps especially when thinking of walking and cycling.

While I am very pleased to report that overall road casualties in Oxfordshire in 2009 were the lowest on record, we still have a long way to go before we can be satisfied that we have achieved an acceptable level of safety on our roads.

The reductions in road casualties achieved to date reflect a wide range of work. The County Council's Road Safety Team has had much success in its programme of targeted road safety engineering measures - and, in many cases working with its partners (including Thames Valley Police and the County Council's Fire and Rescue Service) also carry out a wide range of activities to train and educate road users.

By reviewing best practice and our integration with other agencies, we will be seeking - as outlined in the following report - to further improve safety for the benefit of all the community, but are also very aware that much of the success will also reflect the contributions of individual road users to this shared goal.

*Councillor Rodney Rose
Cabinet Member for Transport Implementation
Oxfordshire County Council*

■ Supplementary Information I

Casualties by District Council area 2009:

Cherwell		Pedestrian		Pedal cyclist		M-cycle	Car	Bus	Goods	Other
	All	Child	Adult	Child	Adult					
Fatal	4	0	1	0	0	2	0	0	1	0
Serious	78	5	9	2	5	21	32	1	3	0
Slight	517	10	26	6	12	29	394	3	33	4
Total	599	15	36	8	17	52	426	4	37	4

Oxford		Pedestrian		Pedal cyclist		M-cycle	Car	Bus	Goods	Other
	All	Child	Adult	Child	Adult					
Fatal	2	0	1	0	1	0	0	0	0	0
Serious	69	2	17	2	24	8	13	3	0	0
Slight	373	10	38	11	117	30	138	20	7	2
Total	444	12	56	13	142	38	151	23	7	2

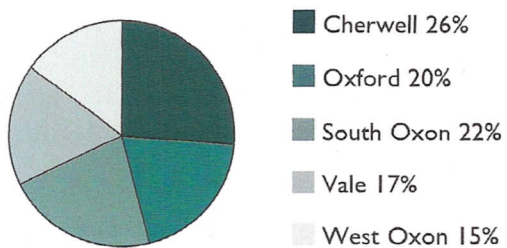
South Oxon		Pedestrian		Pedal cyclist		M-cycle	Car	Bus	Goods	Other
	All	Child	Adult	Child	Adult					
Fatal	12	0	1	0	1	2	7	0	1	0
Serious	67	0	7	0	5	14	36	0	5	0
Slight	415	5	12	9	16	34	313	7	19	0
Total	494	5	20	9	22	50	356	7	25	0

Vale		Pedestrian		Pedal cyclist		M-cycle	Car	Bus	Goods	Other
	All	Child	Adult	Child	Adult					
Fatal	6	0	0	1	1	0	4	0	0	0
Serious	47	1	1	2	7	8	26	0	1	1
Slight	336	2	11	12	23	33	240	0	15	0
Total	389	3	12	15	31	41	270	0	16	1

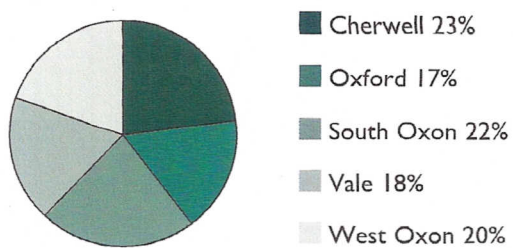
West Oxon		Pedestrian		Pedal cyclist		M-cycle	Car	Bus	Goods	Other
	All	Child	Adult	Child	Adult					
Fatal	6	0	0	0	0	4	2	0	0	0
Serious	54	1	7	1	2	14	28	0	1	0
Slight	282	3	15	2	11	27	200	1	17	6
Total	342	4	22	3	13	45	230	1	18	6

Casualties by District Council

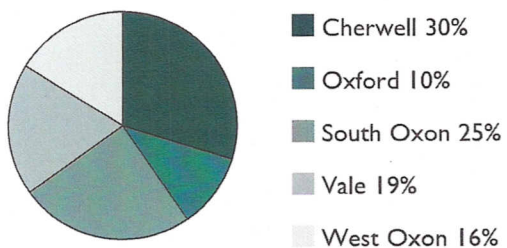
All Casualties



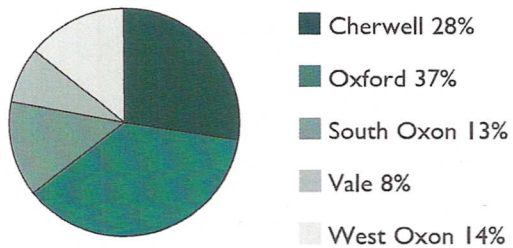
Motor Cycle Casualties



Car Casualties



Pedestrian Casualties



Pedal Cycle Casualties

